



LINIS LINANG

PLASTIK, PALIT, PREMYO!

Proyektong hatid ng:



BETHEL

GENERAL INSURANCE
AND SURETY CORPORATION

Bethel General Insurance and Surety Corporation held its regular Corporate Social Responsibility Project on May 30, 31 and June 1, 2025 at the lush and peaceful place of **Sitio Tabing Dagat, Barangay San Gabriel, Mauban, Quezon.**



A close-up photograph of a hand wearing a bright yellow rubber glove reaching down towards a small, dark, cylindrical object with a red cap lying on a sandy beach. The beach is littered with driftwood, a blue plastic ring, and other debris. The text "Our Goal?" is overlaid in large, white, outlined letters across the lower half of the image.

Our Goal?

To help the people
of San Gabriel
gain knowledge in
environmental
protection

To inform them of
the useful ways of
recycling non-
biodegradable
waste materials.

To initiate public
awareness of the effects
of environmental pollution
to our community and
livelihood



EXPECTED OUTCOMES

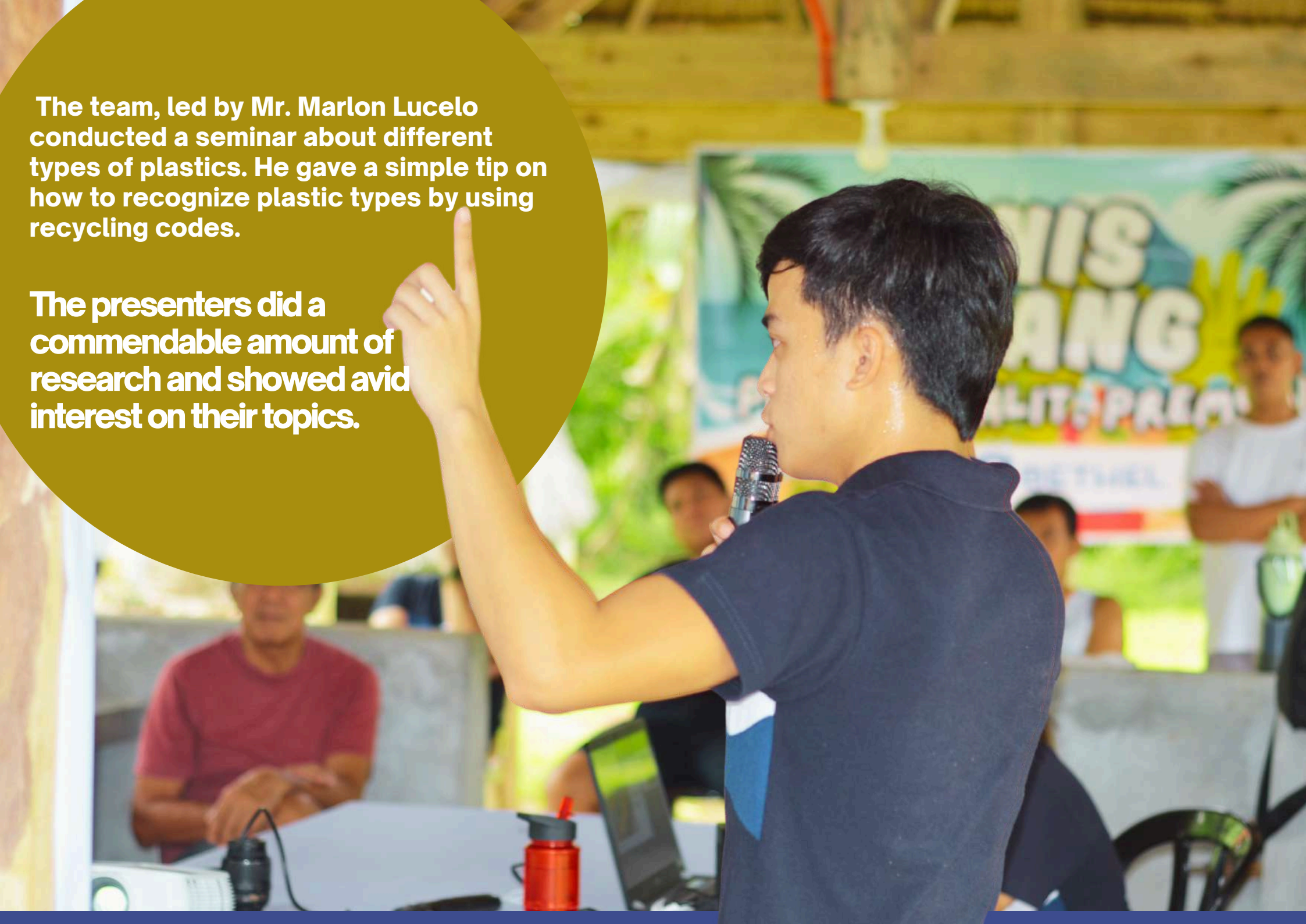
- COLLECTION OF NON-BIODEGRADABLE WASTE MATERIALS.
- IMPLEMENTING USEFUL TIPS FOR WASTE MANAGEMENT.
- ENABLING PARTICIPANTS TO LEARN HOW TO RECYCLE COLLECTED WASTE MATERIALS.
- ENABLING THE PEOPLE AND THE LOCAL COMMUNITY TO BE KNOWLEDGEABLE ABOUT THE POTENTIAL OF PLASTIC MELTING.
- CREATING NEW PRODUCTS THAT HAVE THE POTENTIAL TO BE AN ADDITIONAL LIVELIHOOD FOR THE LOCAL COMMUNITY.

THE FIRST DAY

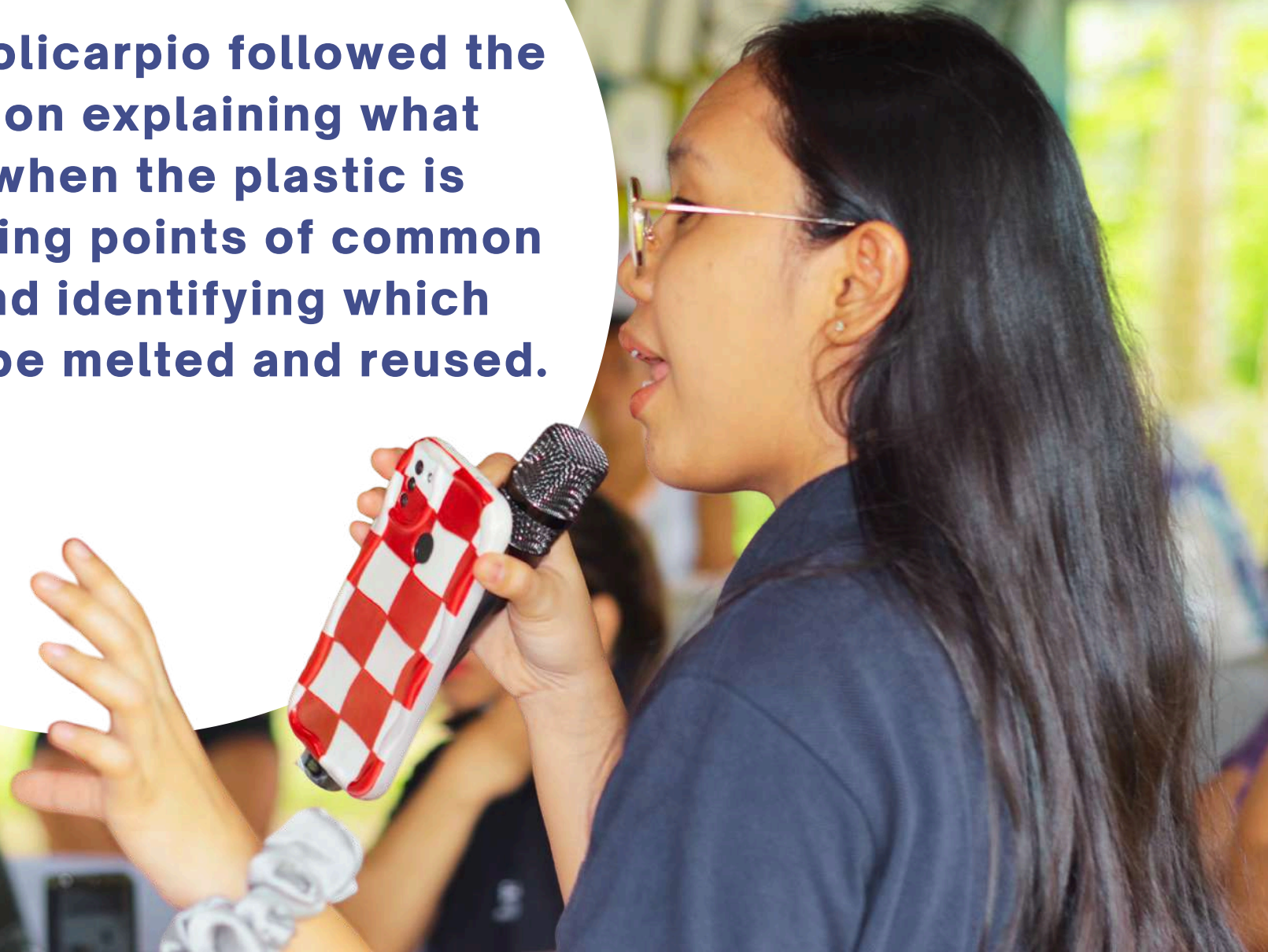


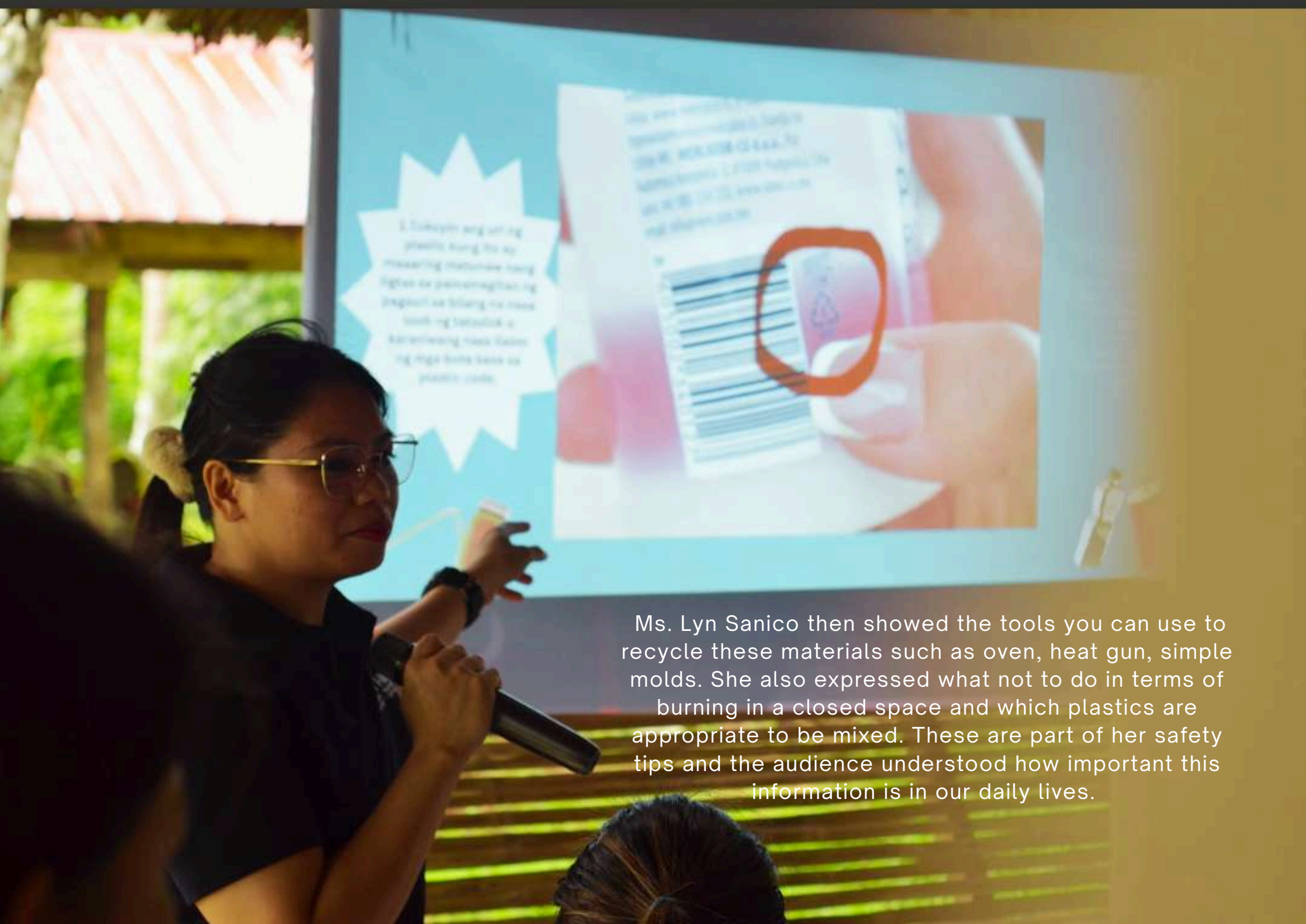
The team, led by Mr. Marlon Lucelo conducted a seminar about different types of plastics. He gave a simple tip on how to recognize plastic types by using recycling codes.

The presenters did a commendable amount of research and showed avid interest on their topics.



Ms. Mavis Policarpio followed the presentation explaining what happens when the plastic is heated, melting points of common plastics and identifying which plastics can be melted and reused.





3. Tukuyin ang uri ng plastic, kung ito ay mawaring matutunan nang ligtas sa pamamagitan ng pagputi sa tiling sa mesa kung ito batulok o karaniwang mga kalat ng mga bula-bula sa plastic code.



Ms. Lyn Sanico then showed the tools you can use to recycle these materials such as oven, heat gun, simple molds. She also expressed what not to do in terms of burning in a closed space and which plastics are appropriate to be mixed. These are part of her safety tips and the audience understood how important this information is in our daily lives.

THE FOURTH PRESENTER, MR. ARCHENEL SAMSAMAN SHOWED A SIMPLE DEMONSTRATION OF MELTING HDPE AND LDPE. HE ALSO GAVE FEW A RECYCLING IDEAS SUCH AS COASTERS, KEYCHAIN THAT COULD CREATE A POTENTIAL LIVELIHOOD OPPORTUNITY.

Why Recycle HDPE and LDPE


Environmental Benefits:

- Reduces landfill waste.
- Conserves natural resources.
- Reduces carbon footprint.

Economic Benefits:

- Creates jobs in the recycling industry.
- Generates revenue from recycled materials.



A man with dark hair and glasses, wearing a dark blue polo shirt, is speaking into a black handheld microphone. He is positioned on the right side of the frame. In the background, a blurred crowd of people is visible, and a banner with the words "LIFE" and "IN" can be seen. A large white circle is overlaid on the image, containing two paragraphs of text.

Lastly, Mr. Ferry Davocol explained why safety matters and how to avoid toxic fumes.

It's important to learn these safety measures to avoid accidents and health risks.


See their presentations here!

<https://drive.google.com/drive/folders/1UTrmusd97ysrwa1YxMFx6lopIJT07oC6>

A group of approximately 15 people, mostly young adults, are gathered outdoors under a wooden structure. They are wearing white long-sleeved shirts and various caps (bucket hats, baseball caps). Some are holding yellow gloves or bags. One person in the center is holding a bag with the text "BRING THE LIGHT". Another person on the right is holding a smartphone. The background shows a wooden wall and some greenery.

The

Second Day



The team started the day with a light breakfast, exercise and stretching for the next exciting activity

They brought sacks, gloves and their passion to clean and protect our nature by simply picking up the trash by the ocean.

Of course, the team also considered the safety and security of the participants. Hence, they made a Coastal Cleanup Briefing and Guide where they listed all the safety guidelines on what to collect and what not to collect.









A photograph of a dirt path winding through a dense tropical forest. The path is made of light-colored gravel or dirt and leads from the foreground into the distance. On either side of the path are tall palm trees with brown trunks and green fronds. The ground is covered in lush green grass and various tropical plants. In the background, a body of water is visible through the trees. The text "A moment to appreciate the beauty and peacefulness of the surroundings." is overlaid in white on the left side of the image.

A moment to appreciate the
beauty and peacefulness of
the surroundings.

After picking up the waste materials from the shore, the team proceeded to apply the knowledge and information they learned from the seminar they conducted the day before





After picking up the waste materials from the shore, the team proceeded to apply the knowledge and information they learned from the seminar they conducted the day before

On the first attempt, they shredded the plastic. They started melting various plastics, specifically PET and LDPE. The initial attempt used a formula of 2½ kg white (PET), 1 kg red (LDPE), and ¼ kg yellow (LDPE). Heated for 30 minutes under 200 degree celsius





The resulting product seemed to be not perfect as it is burned.

second
attempt

first
attempt


White 2 1/2 kg PET
Red 1 kg LDPE
Yellow 1/4 kg LDPE T-200 M-30mm
2nd try:
Red - 2.5 kg LDPE
Yellow 1 kg LDPE T-210 M-16mm fire
3rd try:
CCR-2025
© Maubani



On the second attempt, they used a larger measurement and lower combustion to control the heat. This resulted to the plastic being undercooked.

They used 2.5kg of LDPE (red) and another 1kg of LDPE (yellow) and used 210 degree Celsius and heated for 16 minutes.



A photograph showing three individuals in a laboratory or workshop setting. They are wearing dark blue polo shirts with a logo that includes the word 'BETH'. All three are wearing light blue surgical masks. The person in the center is also wearing yellow gloves. They are gathered around a large wooden tray filled with a mixture of red, white, and yellow plastic shavings or granules. They appear to be mixing or sorting the material with their hands. In the background, there is a light blue metal cabinet and a blue gas cylinder. A pair of yellow gloves lies on the floor in the foreground.

On the last attempt, they balanced the material measurement as 5kg of PET, and 1.5kg of LDPE heated for 38 minutes under 210 degree Celsius.



**Third time's a charm
because the team has
perfected the melting.
This is the result of the
third try.**



Try and try until you succeed!

ALITAP FALLS ↑

BRGY. ALITAP
MAUBAN, QUEZON

15
MINS.
WALK

PLEASE REGISTER

the 3rd day





On the third day, the team gathered at Alitap Falls, a 45-minute walk from the property.

And lastly, as part of the trip, they enjoyed the cool and clean water of the falls. Something that will inspire people to preserve and love the environment.





Marlon Lucelo said:

“Masaya yung CSR natin kasi ang daming pagsubok na na-overcome tulad nung pagme-melt ng plastic, pero try and try lang until you succeed!”

Archenel Samsaman said:

“Ang dami nga talagang potential sa pagrecycle ng plastic kung may proper knowledge talaga lang ang karamihan satin, sobrang malaking tulong to sa mga tao. Magbibigay-trabaho sa kanila ganon





Mavis Policarpio said:

“Yung presentation! Ang galing nilang lahat (kasama ako)! This is [why] it’s important na bigyan nating pansin---give attention kumbaga sa ating paligid kase sayang naman kung hindi natin aalagaan diba?”

Loren Acheron said:

“Mas nainspire kami maglinis ng paligid namin nung nakita ko yung potential ng lugar kung nililinis lang talaga sya.”





Lorence Javier said:

“Ang ganda ng lugar! Makikita mo talaga kung gano kaganda dito. Bongga ng waterfalls!”

Myra Mandia said:

“Masaya, marami kaming natutunan sa pag-recycle ng plastics. Iba-iba pala yon?”

